


BLENDER SEALING KIT:

Front View



Upgraded weigh pan powder seal is fitted to the weigh pan flap stopping powder escaping during weigh pan loading phase.

Rear View




This rear elevation shows the weigh pan powder seal seals the weigh pan when the weigh pan flap is closed in preparation for weigh pan loading.


Angled Rear View



This zoomed picture shows how the weigh pan powder seal seals the weigh pan once the weigh pan flap is closed.



Blender frame sealing avoids dusty material escaping from the blender.



Special slide valve sealing avoids dusty material from infringing the operation of the blender